


NEW GENERATION E&M BURNERS



JVA - AIR DRAUGHT GAS BURNER



- MULTIPLE APPLICATIONS
- HIGH ENERGETIC EFFICIENCY
- EASY TO WORK WITH
- CUSTOMIZED DESIGN



Fig. 1. Air draught with fan

DESCRIPTION

Air draught gas burners have multiple applications in the industrial section of combustion. They are used when direct heating is required, in other words, in processes in which there is a mixture of derivatives and a combustion with primary air. They are mostly used in drying products. Different industries and applications where air draught gas burners can be found are listed below:

- Painting Lines.
- The ceramic industry.
- The food industry. Drying alimentary.
- The glass industry.
- Air recirculation process instalations.



Fig. 2. Air draught without fan

ADVANTAGES OF AIR DRAUGHT GAS BURNERS

All air draught gas burners have many advantages for the applications mentioned above, which are summarized below:

- High modulation range (aprox. 1/20).
- They perfectly adapt to working in dusty or high temperature environments.
- Supression of the chamber of combustion.
- Very stable flame.
- Easy operation and maintenance.


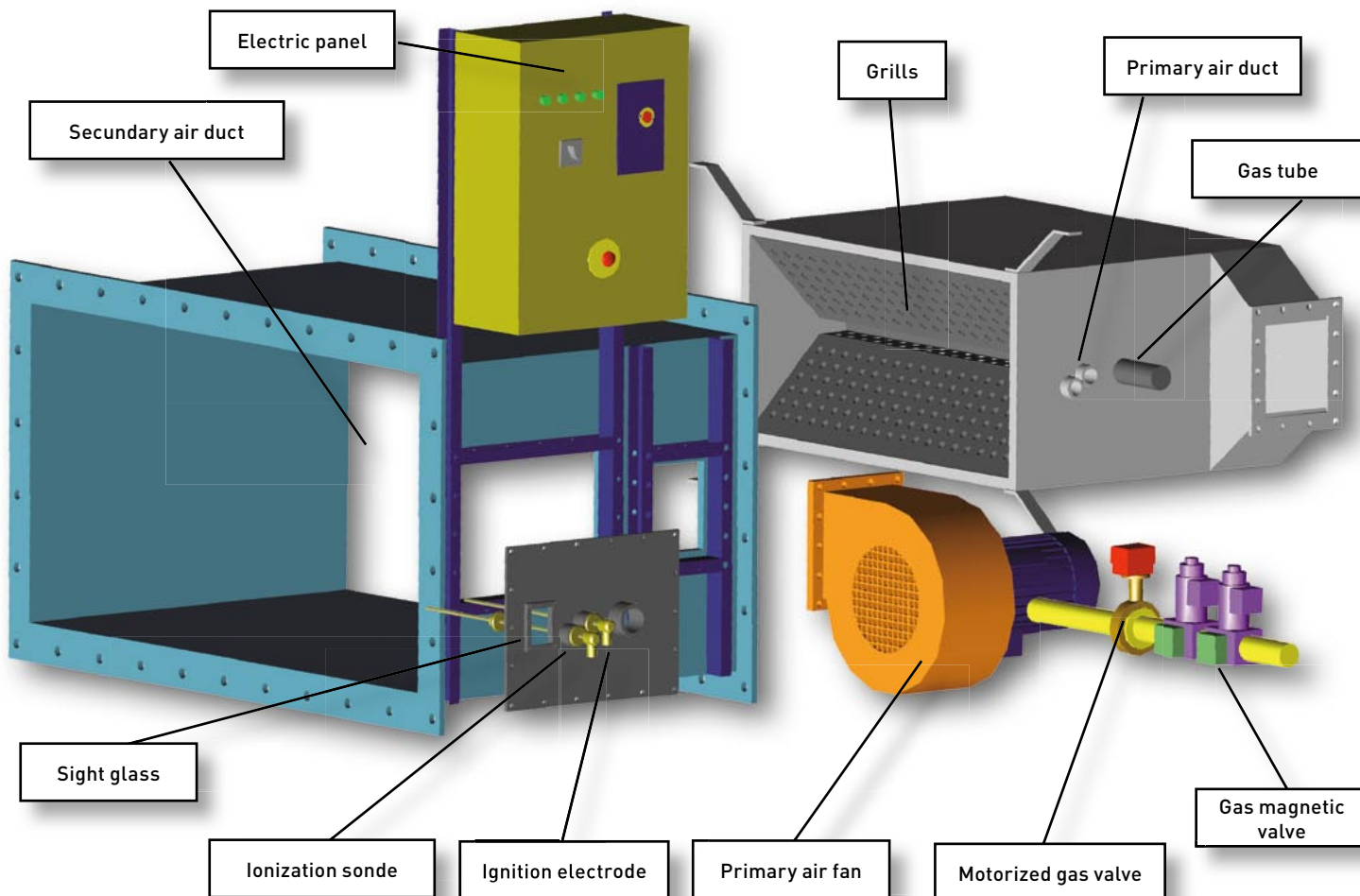


Fig. 3. Air draught grills

AIR DRAUGHT TYPES

Air draught gas burners are usually supplied in two different ways depending on the process. The ones that include a primary combustion air fan and others in which the grills are simply inserted in one duct. The duct where the secondary air for heating goes for both types can also be supplied. We can observe 2 examples of both mentioned types in figures 1 and 2.

DESCRIPTION OF COMPONENTS



BURNER DENOMINATION

JVA.C 60 G

Burner system:

- JVA. Air draught without duct and fan.
- JVA.C. Air draught with fan and duct.
- JVA.M. Monobloc air draught with duct.
- JVA.E. Air draught special execution.

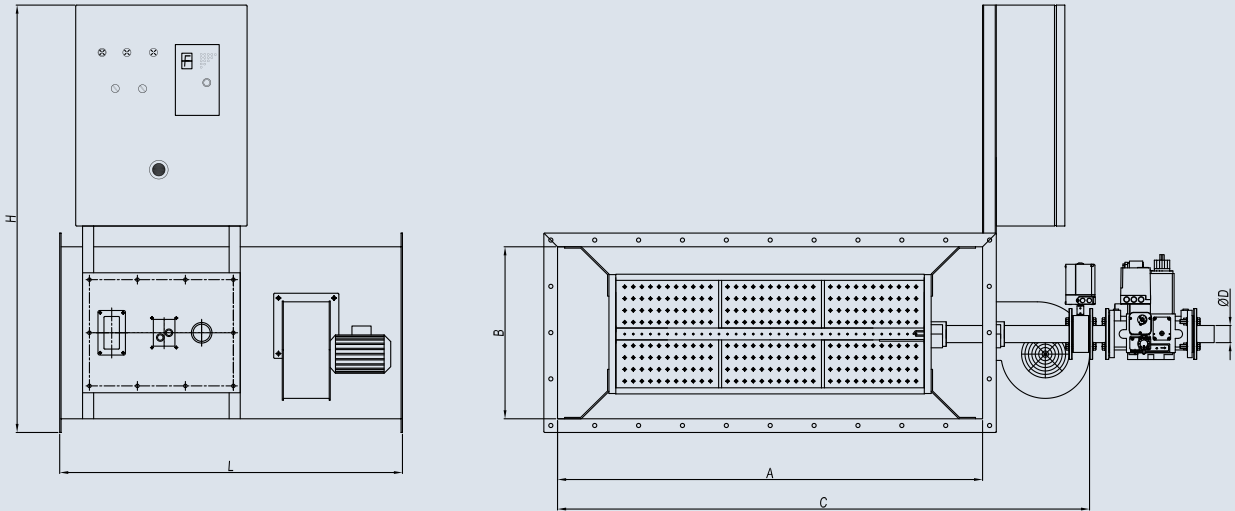
Burner power

$$N^{\circ} = \frac{\text{Burner power (kcal/h)}}{10^4}$$

Combustible:

- G - Natural gas
- L - Propane
- O - Other gases

BURNER DIMENSIONS



Model	Power		Consumption (Nm ³ /h)		Dimensions (mm)				
	kW	kcal/h	G.N.	G.L.P.	A	B	L	C	H
JVA.C.15	174	150.000	16	7	350	500	900	950	1100
JVA.C.30	349	300.000	33	14	700	500	1100	1300	1100
JVA.C.45	523	450.000	49	20	900	500	1100	1450	1100
JVA.C.60	698	600.000	66	27	1050	500	1100	1600	1100
JVA.C.90	1.047	900.000	99	41	1300	500	1100	2000	1100
JVA.C.120	1.395	1.200.000	132	55	1700	500	1300	2400	1300
JVA.C.150	1.744	1.500.000	165	68	2000	500	1300	2700	1300
JVA.C.180	2.093	1.800.000	198	82	2300	500	1300	3000	1300

NOTE: These dimensions are examples for standard burners. E&M designs and manufactures burners with no power limit regarding to clients' requirements.

